



## DATA SHEET

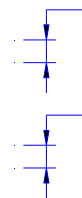
SPEC. NO. : SZ21050601  
DATE : 2022/12/3  
REV. : A/1

Approved By:

Checked By:

Prepared By:

Pb free product—RoHS compliant  
Low power consumption, High efficiency  
Reliable and rugged  
Long life – solid state reliability  
Viewing angle: 120°



Part NO.	Lens Color	Source Color
SL-T1615IRGRC020-L55	Water Clear	Infrared/Green/Red

1. All dimensions are in millimeters.
2. Tolerance is  $\pm 0.10$ mm unless otherwise noted.
3. Specifications are subject to change without notice.

Parameter	Rating			Unit
	Infrared	Green	Red	
Power Dissipation	80	108	78	mW
Peak Forward Current <sup>*2</sup>	150	100	100	mA
Continuous Forward Current	50	30	30	mA
Reverse Voltage	5	5	5	V
Electrostatic Discharge (HBM) <sup>*3</sup>	4000	2000	4000	V
Moisture Sensitivity Level <sup>*1</sup>	4			
Operating Temperature Range	-40 to + 85			
Storage Temperature Range	-40 to + 100			
Reflow Temperature	260 Max. for 10 Seconds			

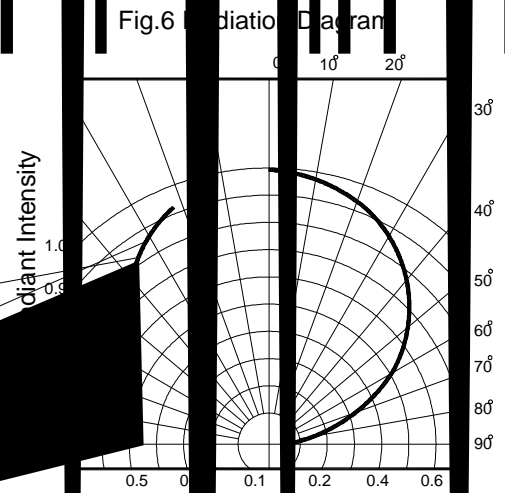
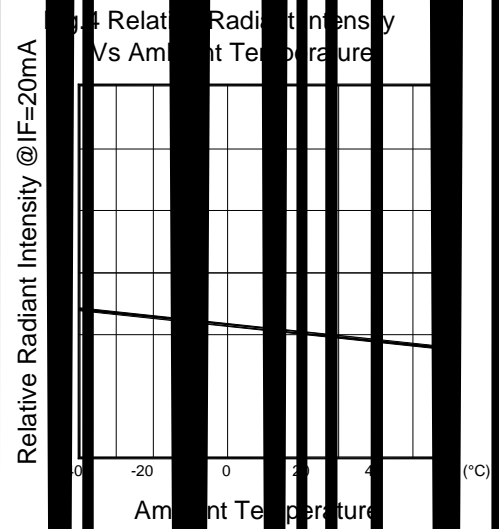
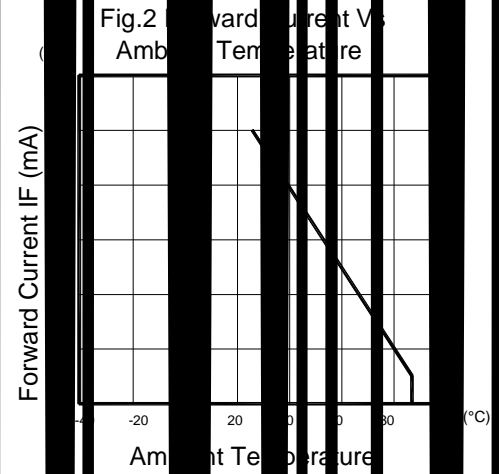
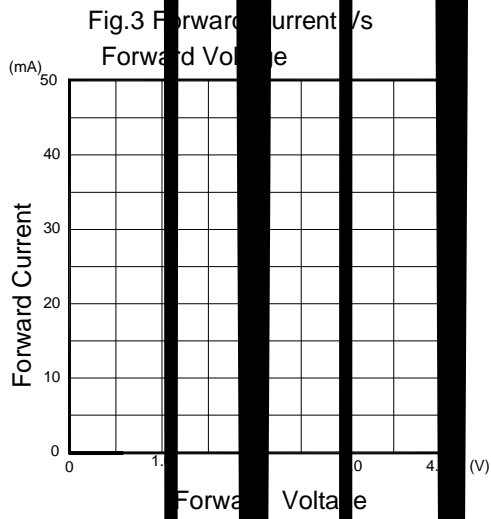
- (1). Storage requirements before vacuum bag opened: Temperature<30 , Humidity<65%RH;
- (2). Check air leakage and vacuum bag damage before opened. If there is any issue found, check the humidity indicator card immediately after bag opened:
  - a. If color changes on “10% circle” of the humidity indicator card only and not the circles of 20% and above, components can be used without additional handling;
  - b. If color changes on both 10% and 20% circles but not the circles of 30% and above, components must be dehumidified according to the conditions of bullet (5);
  - c. If color changes on 10%, 20%, and 30% circle or above, the product should be returned to the supplier for high temperature dehumidification;
- (3). After bag opened, manual soldering or reflow process must follow the following requirements:
  - a. Complete soldering / reflow within 72 hours;
  - b. Requirements of working environment: Temperature<30 , Humidity<60%RH;
- (4). If the working condition is outside (3)a requirement, the components must be dehumidified according to the conditions of bullet (5);
- (5). Low temperature dehumidification: temperature 60±5 , at least 24 hours;
- (6). Shelf life: 180 days. If it’s over 180 days from the production date on the package label, the components must be dehumidified according to the condition of bullet (5). If customer is unable to dehumidify, return components to LIGHT for dehumidification.

Static Electricity and surge damages the LED. It is recommend to use a wrist band or anti-electrostatic glove when handling the LED. All devices, equipment and machinery must be properly grounded.

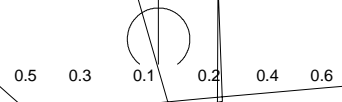
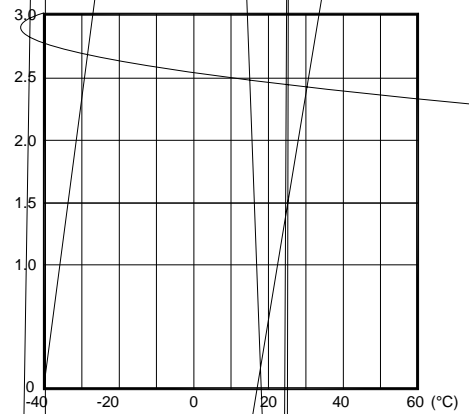
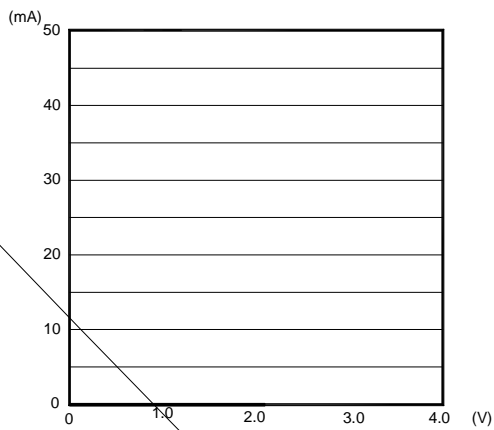
LIGHT ELECTRONICS CO., LTD.



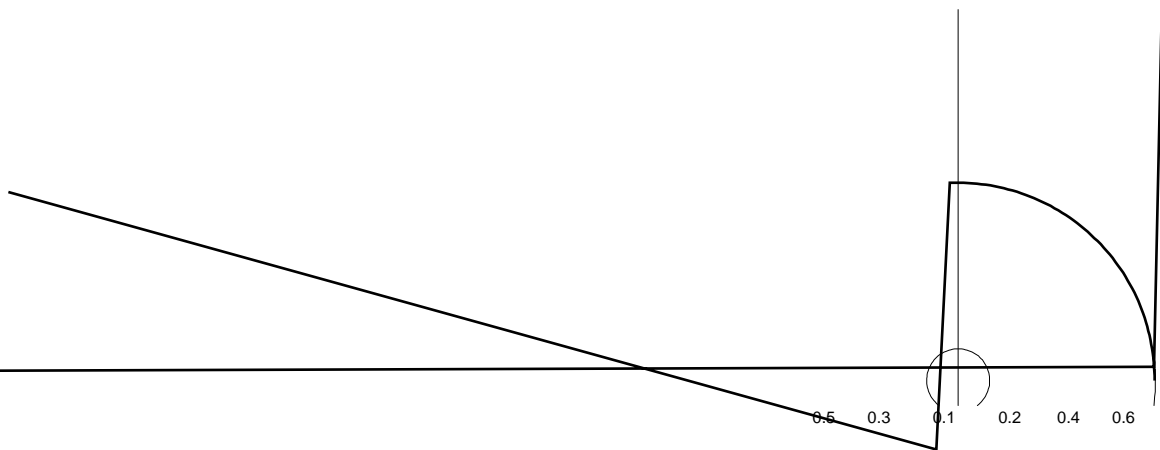
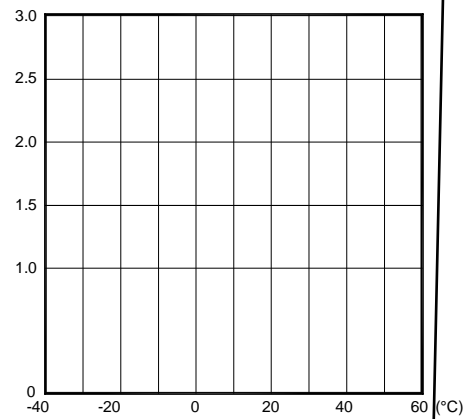
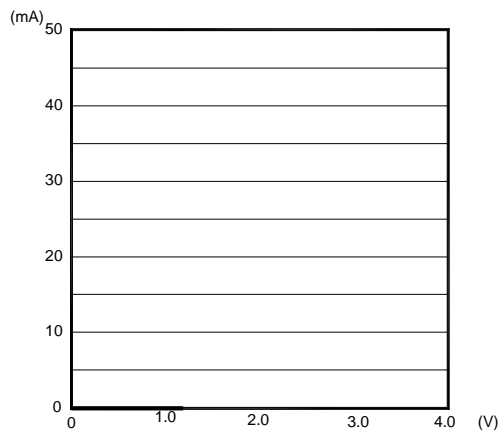
°C



°C



°C





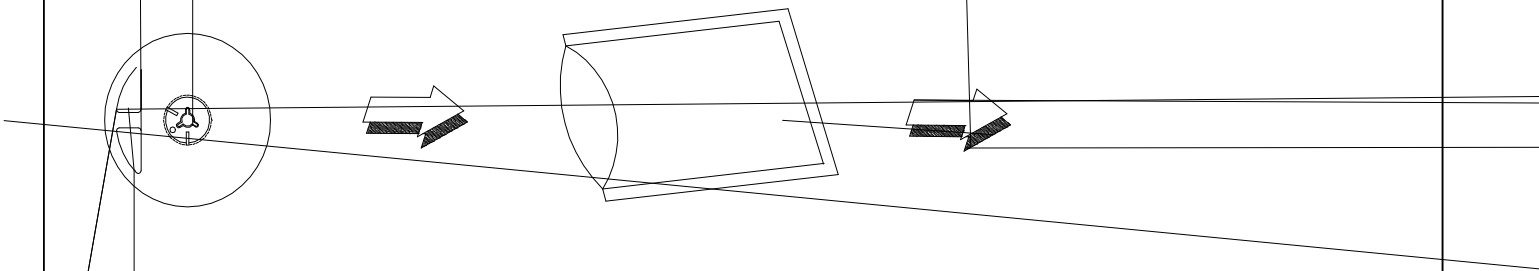
LIGHT Universal Label

Customer Defined Label

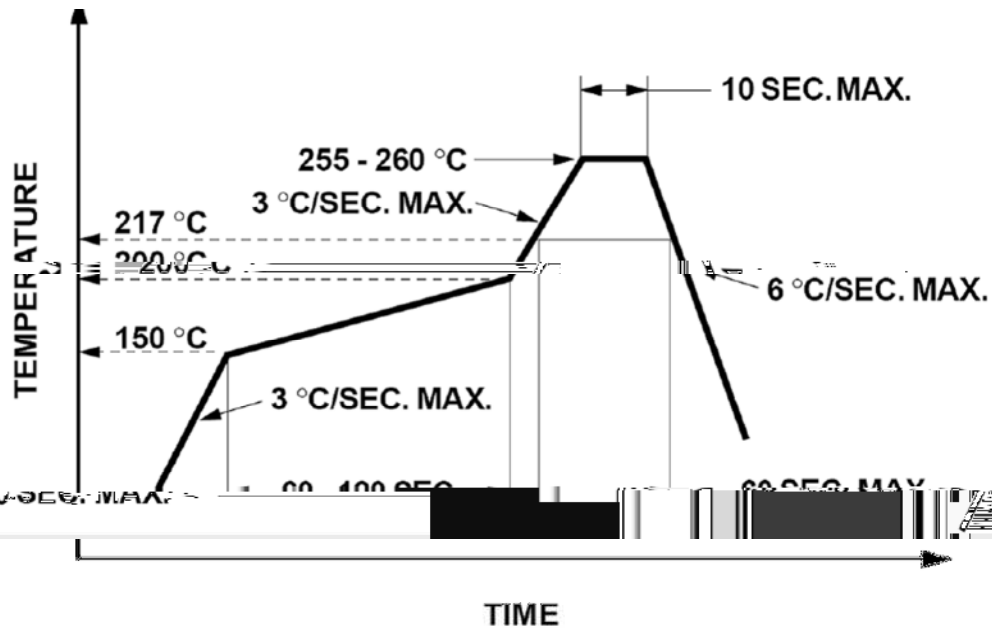


Tolerance unless mentioned is  $\pm 0.2\text{mm}$ ; Unit = mm





## Suggest IR Reflow Condition For Lead Free



1. Reflow soldering should not be done more than two times.
2. When soldering, do not put stress on the LEDs during heating.

## Soldering iron

1. When hand soldering, the temperature of the iron must less than 300 °C for 3 seconds.
2. The hand solder should be done only once.

## Repairing

Repair should not be done after the LEDs have been soldered. When repairing is unavoidable, a double-head soldering iron should be used (as below figure). It should be confirmed beforehand whether the characteristics of LEDs will or will not be damaged by repairing.

