



LIGHT



LIGHT






保潔



Label Explanation

LIGHT Universal Label

| | |
|---|--|
| LIGHT Light Electronics CO., LTD. | |
| MODEL NAME: _____ |  LOT NO. |
| QUANTITY: _____ | |
| BIN: _____ | |
| PACKING DATE: _____ | |
| REMARKS: _____ | |

Customer Defined Label



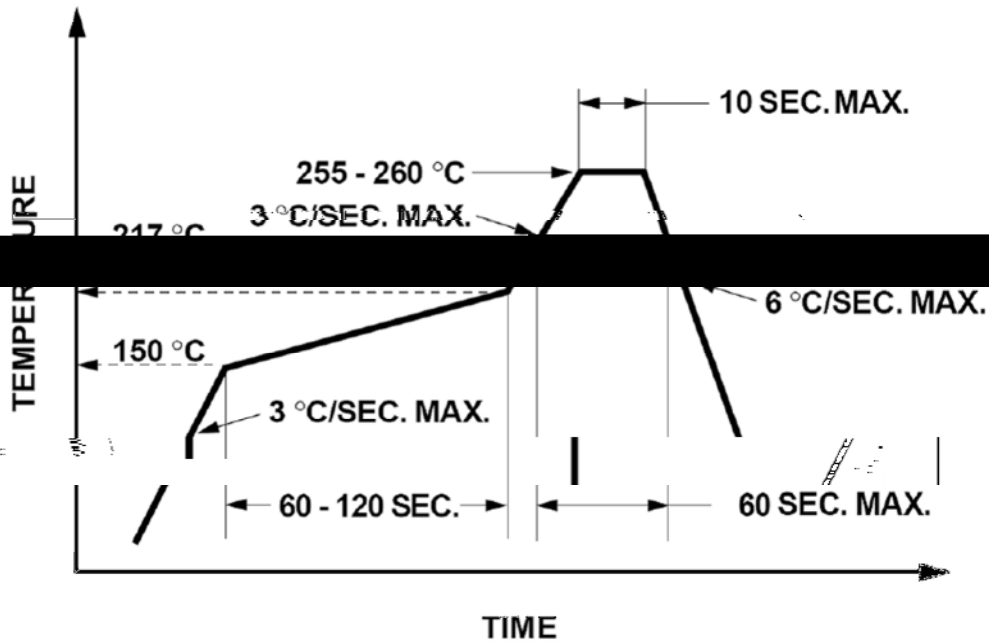
Reel Dimensions

Note: Tolerance unless mentioned is $\pm 0.2\text{mm}$; Unit = mm



ions(Loaded Quantity: 2000pcs/reel)

ckaging



1. Reflow soldering should not be done more than two times.
2. When soldering, do not put stress on the LEDs during heating.

Soldering iron

1. When hand soldering, the temperature of the iron must less than 300°C for 3 seconds.
2. The hand solder should be done only once.

Repairing

~~Repair should not be done after the LEDs have been soldered. When repairing is unavoidable, a double-head soldering iron should be used (as below figure). It should be confirmed beforehand whether the characteristics of LEDs will or will not be damaged by repairing.~~

